



地址: 江苏省苏州市太仓城厢工业园东安路18号
 电话: 0512-53730369 13776187088
 传真: 0512-53730300
 Add: No.18,Dong'an Road,Chengxiang Industrial zone, Taicang, Suzhou city
 Tel: +86-512-53730369 +86-13776187088
 Fax: +86 512 53730300
 E-mail:sales@jwell.cn Complaint E-mail:info@jwell.cn
 www.jwell.cn www.blow-molding.cn



版本号Edition No.: 2022.06

**SUZHOU JWELL
 PLASTIC
 MACHINERY**
 苏州金纬中空技术有限公司



A Global Supplier of Complete Solutions on Extrusion Technology
 金纬机械—全球挤出技术 整体解决方案供应商

10+ 驻海外办事处 Overseas offices
 580+ 技术研发&工程师 R&D Engineer
 3,000+ 金纬机械员工人数 Jwell Employee
 8+ 个制造基地 Manufacture Bases
 500+ 独家专利技术 Patents
 1,000,000m²+ 工厂面积 Plant Area



80年代初

金海螺第一代螺杆研制成功
 In the early 1980s, the first generation screw of JINHAILUO was successfully developed

1997

上海金纬机械
 Shanghai JWELL Machinery

2008

苏州金纬机械
 Suzhou JWELL Machinery

2012

常州金纬机械
 Changzhou JWELL Machinery

2018

贝克威尔(泰国)
 Bkwell (Thailand)

2019

浙江金纬智能装备
 Zhejiang JWELL Machinery

2020

金纬公司业绩突破50亿人民币
 Jwell's annual sales exceeded CNY 5 billion

2021

滁州金纬机械
 Chuzhou JWELL Machinery

2022

连续11年荣获中国塑料机械挤出行业排名首位
 Ranked first in China's plastic machinery extrusion industry for 11 consecutive years



BLOW-MOLDING EQUIPMENT

苏州金纬中空技术有限公司是上海金纬公司的又一重要发展战略中心，其坐落于苏州市太仓城厢工业园，是一家致力于塑料挤出成型设备的研发、制造的高科技厂家。厂区占地面积300余亩，公司拥有职工1000余人，其中技术管理人员280多名；公司拥有一支高素质的研发队伍和经验丰富的机械、电气调试工程师团队，以及先进的机械加工基地和规范的装配车间。每年生产1000多(台)套高档的塑料挤出生产线。公司本着“用心持久、拼搏创新”的企业精神，不断探求挤出新领域的开拓。热烈欢迎国内外新老客户莅临我司参观、指导、合作、我们愿为您提供强有力的支持。

Suzhou JWELL Plastic Machinery Co.,Ltd. is another important development strategy center of Shanghai JWELL Machinery Co.,Ltd. Locating at Chengxiang Industrial town Taicang city, a high-tech manufacturer specializing in research and development of plastic extrusion equipment. The factory area is of 300 acres, more than 1000 staff and 280 technical and management employees; We have a high qualified R&D and experienced mechanical and electrical engineer team as well as advanced processing foundation and normative assembly shop. We supply more than 1000 sets lines annually. Our enterprise spirit is "Attentive, Enduring, Quickly and Orderly", keeping on exploring of new extrusion field. Mostly welcome to new and old customers to visit us for investigation, guidance and cooperation. We are happy to offer powerful support!



公司产品已遍布全国各地，并出口到世界各大洲，且已成功进入德国、美国、日本、西班牙等发达国家市场。

JWELL machinery has been sold across the country, and exported to all over the world, including the market of developed country, such as Germany, America, Japan, Spain and so on.

“品质卓越 完美如一”

是金纬公司的质量方针，是全体员工努力的方向。

“诚实待人”

是我们铸就“百年金纬”的核心理念。

"Excellent Quality, Perfect All" is Jwell's quality policy, and all staff's working direction.

"Be honest" is the core idea for us to contribute "Century JWELL"

董事长：何海潮

Email: he@jwell.cn

President: He Haichao Mobile/WhatsApp +86 13601628188



JWZ-BM05D/12D/20D双工位中空成型机

JWZ-BM05D/12D/20D Double Station Blow Molding Machine

性能和优点

- 适用于生产1L~5L各种规格的机油壶、润滑油壶、冷却水箱
- 可选配多层共挤
- 可选配液位线挤出
- 按照制品规格大小，选配多模头挤出系统
- 按照原料情况，可选配JW-DB板式单工位液压换网系统
- 按照客人要求、选配在线去飞边、在线飞边输送、在线成品输送等

Performance and advantages

- Suitable for producing 1-5L different size of gear oil bottle, lubrication oil bottle, cooling water tank etc.
- Optional multi-layer co-extrusion.
- Optional view strip line system.
- According to the product size,select different cavity of die head.
- According to the different material,optional JW-DB single station hydraulic screen-exchanger system.
- According to customer's requirement,optional auto-deflashing on line,scrap conveying on line,finished product conveying on line.



主要技术参数 Technical parameters

名称	Model	Unit	BM05D	BM12D	BM20D
制品最大容积	Max product volume	L	5	12	20
机器空循环	Dry cycle	Pc/h	700*2	600*2	600*2
机头结构	Die head structure		连续式 Continuous type		
主螺杆直径	Main screw diameter	mm	75	90	90
最大塑化能力	Max plasticizing capacity (PE)	kg/h	90	160	160
绞料电机功率	Driving motor	Kw	30	45	45
油泵电机功率(伺服)	Oil pump motor power(Servo)	Kw	15	18.5	18.5
锁模力	Clamping force	KN	70	120	160
模板开距	Space between platen	mm	150-510	240-640	280-680
模板尺寸	Platen size W*H	mm	420*390	520*490	500*520
最大模具尺寸	Max.mould size	mm	420*400	540*500	560*520
移模行程	Platen moving stroke	mm	450/520	600/650	650
机头加热功率	Heating power of die head	Kw	7.5	10	12.5
机器外形尺寸	Machine dimension L*W*H	m	3.7*3.1*2.7	4.2*3.2*3.0	4.3*3.2*3.1
机器总重量	Machine weight	T	8.5	12	14
装机总功率	Total power	Kw	60	90	93

注：以上所列资料仅供参考，可根据客户要求量身定制。
 Note: Informations listed above are for reference only, the production line can be designed by customer's requirements.

JWZ-BM30/50/100/160中空成型机

JWZ-BM30/50/100/160 Blow Molding Machine

性能和优点

- 适用于生产各种规格汽车尿素箱、随车工具包、汽车座椅、风道风管、导流板、保险杠、尾翼等产品
- 采用高产量挤出系统，储料式模头
- 按照原料情况，可选配JW-DB板式单工位液压换网系统
- 可根据制品大小定制模板规格尺寸
- 可选配液压伺服控制系统
- 选配下包封、机械手

Performance and advantages

- Suitable for producing different kinds of car urea box, tool box, automotive seat, auto air duct, auto flow board, bumper and Car Spoilers.
- Adopt high output extrusion system,accumulating die head.
- According to the different material, optional JW-DB single station hydraulic screen-exchanger system.
- According to the different product size, customized the platen type and size.
- Optimal hydraulic servo control system.
- Optimal bottom sealing,take-out robot.



主要技术参数 Technical parameters

名称	Model	Unit	BM30	BM50	BM100	BM160
制品最大容积	Max product volume	L	30	50	100	160
机器空循环	Dry cycle	Pc/h	600	450	360	300
机头结构	Die head structure		储料式 Accumulating Type			
主螺杆直径	Main screw diameter	mm	80	90	100	100
最大塑化能力	Max plasticizing capacity (PE)	kg/h	120	180	190	240
绞料电机功率	Driving motor	Kw	37	45	55	90
储料缸容量	Accumulating volume	L	5.2	6.2	12.8	18
油泵电机功率(伺服)	Oil pump motor power(Servo)	Kw	22	30	30	30
锁模力	Clamping force	KN	280	400	600	800
模板开距	Space between platen	mm	400-900	450-1200	500-1300	500-1400
模板尺寸	Platen size W*H	mm	740*740	880*880	1020*1000	1120*1200
最大模具尺寸	Max.mould size	mm	550*650	700*850	800*1200	900*1450
机头加热功率	Heating power of die head	Kw	20	28	30	30
机器外形尺寸	Machine dimension L*W*H	m	4.3*2.2*3.5	5.6*2.4*3.8	5.5*2.5*4.0	7*3.5*4
机器总重量	Machine weight	T	12	13.5	16	20
装机总功率	Total power	Kw	95	110	135	172

注：以上所列资料仅供参考，可根据客户要求量身定制。
 Note: Informations listed above are for reference only, the production line can be designed by customer's requirements.

JWZ-BM3D三维中空成型机


JWZ-BM3D Three-dimensional Blow Molding Machine

性能和优点

- 适用于生产各种异形管件制品，如汽车进气管、注油管等
- 产品无飞边或少飞边，增加制品强度
- 采用高产量挤出系统，储料式模头
- 选配上包封、制品顶出、抽芯等动作元件
- 可根据制品大小定制模板规格尺寸
- 液压伺服控制系统

Performance and advantages

- Suitable for producing different car shaped pipe fittings products, like the automotive oil filler pipe, air ducts pipe and others.
- Finished product less or without scrap for strong strength.
- Adopt high output extrusion system, accumulating die head.
- Optional action elements such as upper encapsulation, product ejection, and core pulling.
- Template size can be customized according to product size.
- Hydraulic servo control system.



主要技术参数 Technical parameters

名称	Model	Unit	JWZ-BM 3D-1000(机械手)	JWZ-BM-100 3D(真空吸入)
主螺杆直径	Main screw diameter	mm	65	80
螺杆长径比	Screw L/D	----	25:1	25:1
螺杆转速	Screw rpm	r/min	25-75	25-75
挤出量	Max plasticizing capacity(PE)	kg/h	65-75	100-120
模板尺寸	Platen size W*H	mm	800*1200	1020*1500
模具厚度	Mould thickness	mm	450	600
锁模力	Clamping force	KN	75	280
空循环	Dry Cycle	S	20	10
移模行程	Platen moving stroke	mm	1800	360

注：以上所列资料仅供参考，可根据客户要求量身定制。
 Note: Informations listed above are for reference only, the production line can be designed by customer's requirements.

JWZ-BM30/50/100中空成型机

JWZ-BM30/50/100 Blow Molding Machine

性能和优点

- 适用于生产各种规格路锥、物流保温桶等
- 选配下包封、制品顶出、抽芯等动作元件
- 采用高产量挤出系统，储料式模头
- 选配液压伺服控制系统

Performance and advantages

- Suitable for producing different kinds of road pyramid, logistic insulation barrels.
- Optional bottom sealing, product eject, core-pulling movement elements.
- Adopt high output extrusion system, accumulating die head.
- Optional Hydraulic Servo control system.



主要技术参数 Technical parameters

名称	Model	Unit	BM30	BM50	BM100
制品最大容积	Max product volume	L	30	50	100
机器空循环	Dry cycle	Pc/h	600	450	360
机头结构	Die head structure		储料式 Accumulating type		
主螺杆直径	Main screw diameter	mm	80	90	100
最大塑化能力	Max plasticizing capacity (PE)	kg/h	120	180	190
绞料电机功率	Driving motor	Kw	37	45	55
储料缸容量	Accumulating volume	L	5.2	6.2	12.8
油泵电机功率(伺服)	Oil pump motor power(Servo)	Kw	22	30	30
锁模力	Clamping force	KN	280	400	600
模板开距	Space between platen	mm	400-900	450-1200	500-1300
模板尺寸	Platen size W*H	mm	740*740	880*880	1020*1000
最大模具尺寸	Max.mould size	mm	550*650	700*850	800*1200
机头加热功率	Heating power of die head	Kw	20	28	30
机器外形尺寸	Machine dimension L*W*H	m	4.3*2.2*3.5	5.6*2.4*3.8	5.5*2.5*4.0
机器总重量	Machine weight	T	12	13.5	16
装机总功率	Total power	Kw	95	110	135

注：以上所列资料仅供参考，可根据客户要求量身定制。
 Note: Informations listed above are for reference only, the production line can be designed by customer's requirements.

JWZ-BM500/1000中空成型机

JWZ-BM500/1000 Blow Molding Machine

性能和优点

- 适用于生产各种规格吹塑托盘
- 选配下包封、制品顶出、抽芯等动作元件
- 采用高产量挤出系统，储料式模头
- 液压伺服控制系统

Performance and advantages

- Suitable for producing different kinds of pallet.
- Optional bottom sealing, product eject, core-pulling movement elements.
- Adopt high output extrusion system, accumulating die head.
- Hydraulic Servo control system.



主要技术参数 Technical parameters

名称	Model	Unit	BM500	BM1000
制品最大容积	Max product volume	L	500	1000
机器空循环	Dry cycle	Pc/h	250	155
机头结构	Die head structure		储料式 Accumulating type	
主螺杆直径	Main screw diameter	mm	120/135	120*2
最大塑化能力	Max plasticizing capacity (PE)	kg/h	400	700
绞料电机功率	Driving motor	Kw	132/160	132*2
储料缸容量	Accumulating volume	L	45/60	75/90
油泵电机功率(伺服)	Oil pump motor power(Servo)	Kw	45	45
锁模力	Clamping force	KN	1300	1800
模板开距	Space between platen	mm	950-2000	1000-2700
模板尺寸	Platen size W*H	mm	1600*1600	1800*1800
最大模具尺寸	Max.mould size	mm	1400*1600	1600*1800
机头加热功率	Heating power of die head	Kw	50	65
机器外形尺寸	Machine dimension L*W*H	m	104*8.2*6.5	14*12*8.5
机器总重量	Machine weight	T	45	70
装机总功率	Total power	Kw	265/325	460

注：以上所列资料仅供参考，可根据客户要求量身定制。
 Note: Informations listed above are for reference only, the production line can be designed by customer's requirements.

JWZ-BM30DN-C中空成型机

JWZ-BM30DN-C Blow Molding Machine

性能和优点

- 适用于生产15-30L各种堆码桶、化工包装桶
- 采用连续式挤出机头，上吹结构，便于制品自动去飞边、飞边在线输送、制品在线侧漏、输送、打包等，减少人工成本，提高生产效率
- 双工位移模架采用无拉杆结构，具有锁模均匀，锁模力大，容量大，模具拆装更为方便等特点
- 选配多层共挤出系统
- 选配液位线挤出系统
- 选配液压伺服控制系统

Performance and advantages

- Suitable for producing 15-30L different size Chemical packing jerrycan.
- Adopt continuous type die head, up-blowing structure, convenient for product auto-deflashing on-line, scrap conveying on line, finished product leak testing on line, conveying, packing, etc., reducing the working cost and increasing the production ratio.
- Adopt toggle type platen structure, have the advantages of uniform-clamping, big clamp force, assembling large mould, easier dismounting & assembling the mould.
- Optional multi-layer co-extrusion system.
- Optional view strip line system.
- Optional hydraulic servo control system.



主要技术参数 Technical parameters

名称	Model	Unit	BM30DN-C
制品最大容积	Max product volume	L	30
机器空循环	Dry cycle	Pc/h	450*2
机头结构	Die head structure		连续式 Continuous type
主螺杆直径	Main screw diameter	mm	100
最大塑化能力	Max plasticizing capacity (PE)	kg/h	190
绞料电机功率	Driving motor	Kw	55
油泵电机功率(伺服)	Oil pump motor power(Servo)	Kw	22
锁模力	Clamping force	KN	300
模板开距	Space between platen	mm	340-860
模板尺寸	Platen size W*H	mm	580*600
最大模具尺寸	Max.mould size	mm	500*600
移模行程	Platen moving stroke	mm	800
机头加热功率	Heating power of die head	Kw	20
机器外形尺寸	Overall dimension L*W*H	m	5.6*4.8*4.5
机器总重量	Machine weight	T	18
装机总功率	Total power	Kw	125

注：以上所列资料仅供参考，可根据客户要求量身定制。
 Note: Informations listed above are for reference only, the production line can be designed by customer's requirements.

JWZ-BM30/50/100 中空成型机

JWZ-BM30/50/100 Blow Molding Machine

性能和优点

- 适用于生产15-100L各种堆码桶、广口桶等化工包装桶
- 采用高产量挤出系统，储料式模头
- 选配液位线挤出系统
- 选配双层共挤出系统

Performance and advantages

- Suitable for producing 15-100L different size jerrycan, open-top barrels and others chemical packaging products.
- Adopt high output extrusion system, accumulating die head.
- Optional view strip line system.
- Optional hydraulic servo control system.
- Optional double layer co-extrusion system.



主要技术参数 Technical parameters

名称	Model	Unit	BM30	BM50	BM100
制品最大容积	Max product volume	L	30	50	100
机器空循环	Dry cycle	Pc/h	600	450	360
机头结构	Die head structure		储料式 Accumulating type		
主螺杆直径	Main screw diameter	mm	80	90	100
最大塑化能力	Max plasticizing capacity (PE)	kg/h	120	180	190
绞料电机功率	Driving motor	Kw	37	45	55
储料缸容量	Accumulating volume	L	5.2	6.2	12.8
油泵电机功率(伺服)	Oil pump motor power(Servo)	Kw	22	30	30
锁模力	Clamping force	KN	280	400	600
模板开距	Space between platen	mm	400-900	450-1200	500-1300
模板尺寸	Platen size W*H	mm	740*740	880*880	1020*1000
最大模具尺寸	Max.mould size	mm	550*650	700*850	800*1200
机头加热功率	Heating power of die head	Kw	20	28	30
机器外形尺寸	Machine dimension L*W*H	m	4.3*2.2*3.5	5.6*2.4*3.8	5.5*2.5*4.0
机器总重量	Machine weight	T	12	13.5	16
装机总功率	Total power	Kw	95	110	135

注：以上所列资料仅供参考，可根据客户要求量身定制。

Note: Informations listed above are for reference only, the production line can be designed by customer's requirements.

JWZ-BM30D/50D/100D中空成型机

JWZ-BM30D/50D/100D Blow Molding Machine.

性能和优点

- 适用于生产15-100L各种堆码桶、广口桶等化工包装桶
- 采用高产量挤出系统，双工位，储料式模头
- 选配液位线挤出系统
- 选配液压伺服控制系统
- 选配双层共挤挤出系统

Performance and advantages

- Suitable for producing 15-100L different size of jerrycan, open-top drums chemical packaging products.
- Adopt high output extrusion system, double station, accumulating die head.
- Optional view strip line system.
- Optional hydraulic servo control system.
- Optional double layer co-extrusion system.



主要技术参数 Technical parameters

名称	Model	Unit	BM30D	BM50D	BM100D
制品最大容积	Max product volume	L	30	50	100
机器空循环	Dry cycle	Pc/h	800	600	500
机头结构	Die head structure		储料式 Accumulating type		
主螺杆直径	Main screw diameter	mm	90	100	120
最大塑化能力	Max plasticizing capacity (PE)	kg/h	180	220	280
绞料电机功率	Driving motor	Kw	55	75	110
储料缸容量	Accumulating volume	L	5.2	6.2	12.8
油泵电机功率(伺服)	Oil pump motor power(Servo)	Kw	22	30	30
锁模力	Clamping force	KN	280	400	600
模板开距	Space between platen	mm	400-900	450-1200	500-1300
模板尺寸	Platen size W*H	mm	740*740	880*880	1020*1000
最大模具尺寸	Max.mould size	mm	550*650	700*850	800*1200
移模行程	Platen moving stroke	mm	1400	1800	1900
机头加热功率	Heating power of die head	Kw	20	28	30
机器外形尺寸	Machine dimension L*W*H	m	5.2*8.5*3.5	5.6*9.2*3.8	6.0*10.2*4.2
机器总重量	Machine weight	T	16	23	25
装机总功率	Total power	Kw	115	145	195

注：以上所列资料仅供参考，可根据客户要求量身定制。
 Note: Informations listed above are for reference only, the production line can be designed by customer's requirements.

JWZ-BM160/230中空成型机

JWZ-BM160/230 Blow Molding Machine

性能和优点

- 适用于生产100-220L广口桶、双“L”环桶等
- 采用高产量挤出系统，储料式模头
- 选配液压伺服控制系统
- 选配双层共挤出系统

Performance and advantages

- Suitable for producing 100-220L open-top drums, double“L”ring drums.
- Adopt high output extrusion system, accumulating die head.
- Optional hydraulic servo control system.
- Optional double layer-extrusion system.



主要技术参数 Technical parameters

名称	Model	Unit	BM160	BM230
制品最大容积	Max product volume	L	160	230
机器空循环	Dry cycle	Pc/h	300	280
机头结构	Die head structure		储料式 Accumulating type	
主螺杆直径	Main screw diameter	mm	100	120
最大塑化能力	Max plasticizing capacity (PE)	kg/h	240	350
绞料电机功率	Driving motor	Kw	90	132
储料缸容量	Accumulating volume	L	18	24
油泵电机功率(伺服)	Oil pump motor power(Servo)	Kw	30	37
锁模力	Clamping force	KN	800	900
模板开距	Space between platen	mm	500-1400	800-1800
模板尺寸	Platen size W*H	mm	1120*1200	1320*1600
最大模具尺寸	Max.mould size	mm	900*1450	1200*1800
机头加热功率	Heating power of die head	Kw	30	36
机器外形尺寸	Machine dimension L*W*H	m	7*3.5*4	8.2*3.5*5.5
机器总重量	Machine weight	T	20	36
装机总功率	Total power	Kw	172	230

注：以上所列资料仅供参考，可根据客户要求量身定制。
 Note: Informations listed above are for reference only, the production line can be designed by customer's requirements.

JWZ-BM1000 IBC中空成型机

JWZ-BM1000 IBC Blow Molding Machine

性能和优点

- 适用于生产500-1200L IBC吨桶等
- 采用高产量挤出系统，储料式模头，液压伺服控制系统

Performance and advantages

- Suitable for producing 500-1200L drum.
- Adopt high output extrusion system, accumulating type die head, hydraulic servo control system.



主要技术参数 Technical parameters

名称	Model	Unit	BM1000	BM1000
制品最大容积	Max product volume	L	1000	1000
层数	Layer		Single Layer 单层	Double Layer 双层
机器空循环	Dry cycle	Pc/h	250	155
机头结构	Die head structure		储料式 Accumulating type	
主螺杆直径	Main screw diameter	mm	150	120*2
最大塑化能力	Max plasticizing capacity (PE)	kg/h	550-650	550-650
绞料电机功率	Driving motor	Kw	160	110*2
储料缸容量	Accumulating volume	L	36	36
油泵电机功率(伺服)	Oil pump motor power (Servo)	Kw	45	45
锁模力	Clamping force	KN	2000	2000
模板开距	Space between platen	mm	1100-2500	1100-2500
模板尺寸	Platen size W*H	mm	1600*1600	1600*1600
最大模具尺寸	Max. mould size	mm	1400*1600	1400*1600
机头加热功率	Heating power of die head	Kw	30	30
机器外形尺寸	Machine dimension L*W*H	m	12*10*6.8	12*10*6.8
机器总重量	Machine weight	T	50	53
装机总功率	Total power	Kw	265	430

注：以上所列资料仅供参考，可根据客户要求量身定制。
 Note: Informations listed above are for reference only, the production line can be designed by customer's requirements.

JWZ-BM02D/05D/12D/20D双工位中空成型机

JWZ-02D/05D/12D/20D Double Station Blow Molding Machine

性能和优点

- 适用于生产100ml~3000ml各种规格的牛奶瓶、酱油壶、黄酒壶，200ml~5000ml各种洗发水、沐浴露、洗洁精等洗护产品，各种儿童玩具
- 可选配珠光层共挤出系统
- 按照制品规格大小，选配多模头挤出系统
- 按照原料情况，可选配JW-DB板式单工位液压换网系统
- 按照客人要求，选配在线去飞边、在线飞边输送、在线成品输送等

Performance and advantages

- Suitable for producing 100ml-3000ml different size of Milk bottle, soy sauce bottle, yellow wine bottle. 200ml-5000ml different size of shampoo bottle, body wash bottle, detergent bottles and others Toiletries and different children's toys.
- Optional pearly lustre layer co-extrusion system.
- According to the product size, select different cavity of die head.
- According to the different material, optional JW-DB single station hydraulic screen-exchanger system.
- According to customer's requirement, optional auto-deflashing on line, scrap conveying on line, finished product conveying on line and others.



主要技术参数 Technical parameters

名称	Model	Unit	BM02D	BM05D	BM12D	BM20D
制品最大容积	Max product volume	L	2	5	12	20
机器空循环	Dry cycle	Pc/h	900*2	700*2	600*2	600*2
机头结构	Die head structure		连续式 Continuous type			
主螺杆直径	Main screw diameter	mm	65	75	90	90
最大塑化能力	Max plasticizing capacity (PE)	kg/h	70	90	160	160
绞料电机功率	Driving motor	Kw	22	30	45	45
油泵电机功率(伺服)	Oil pump motor power(Servo)	Kw	11	15	18.5	18.5
锁模力	Clamping force	KN	40	70	120	160
模板开距	Space between platen	mm	138-368	150-510	240-640	280-680
模板尺寸	Platen size W*H	mm	286*330	420*390	520*490	500*520
最大模具尺寸	Max.mould size	mm	300*350	420*390	540*490	560*520
移模行程	Platen moving stroke	mm	420	450/520	600/650	650
机头加热功率	Heating power of die head	Kw	6	7.5	10	12.5
机器外形尺寸	Machine dimension L*W*H	m	3.0*1.9*2.4	3.7*3.1*2.7	4.2*3.2*3.0	4.3*3.2*3.1
机器总重量	Machine weight	T	5	8.5	12	14
装机总功率	Total power	Kw	45	60	90	93

注：以上所列资料仅供参考，可根据客户要求量身定制。
Note: Informations listed above are for reference only, the production line can be designed by customer's requirements.

JWZ-BM30/50/100中空成型机

JWZ-BM30/50/100 Blow Molding Machine

性能和优点

- 适用于生产各种规格儿童安全座椅、桌面板、游乐场设施等
- 采用高产量挤出系统，储料式模头
- 按照原料情况，可选配JW-DB板式单工位液压换网系统
- 可根据制品大小定制模板规格尺寸
- 可选配液压伺服控制系统
- 选配下包封、制品顶出、抽芯等动作元件

Performance and advantages

- Suitable for producing different size of children safety chair, desk board, playground facilities.
- Adopt high output extrusion system,accumulating die head.
- According to the different material, optional JW-DB single station hydraulic screen-exchanger system.
- According to the different product size, customized the platen type and size.
- Optional hydraulic servo control system.
- Optional bottom sealing,product eject, core-pulling movement elements.



主要技术参数 Technical parameters

名称	Model	Unit	BM30	BM50	BM100
制品最大容积	Max product volume	L	30	50	100
机器空循环	Dry cycle	Pc/h	600	450	360
机头结构	Die head structure		储料式 Accumulating type		
主螺杆直径	Main screw diameter	mm	80	90	100
最大塑化能力	Max plasticizing capacity (PE)	kg/h	120	180	190
绞料电机功率	Driving motor	Kw	37	45	55
储料缸容量	Accumulating volume	L	5.2	6.2	12.8
油泵电机功率(伺服)	Oil pump motor power(Servo)	Kw	22	30	30
锁模力	Clamping force	KN	280	400	600
模板开距	Space between platen	mm	400-900	450-1200	500-1300
模板尺寸	Platen size W*H	mm	740*740	880*880	1020*1000
最大模具尺寸	Max.mould size	mm	550*650	700*850	800*1200
机头加热功率	Heating power of die head	Kw	20	28	30
机器外形尺寸	Machine dimension L*W*H	m	4.3*2.2*3.5	5.6*2.4*3.8	5.5*2.5*4.0
机器总重量	Machine weight	T	12	13.5	16
装机总功率	Total power	Kw	95	110	135

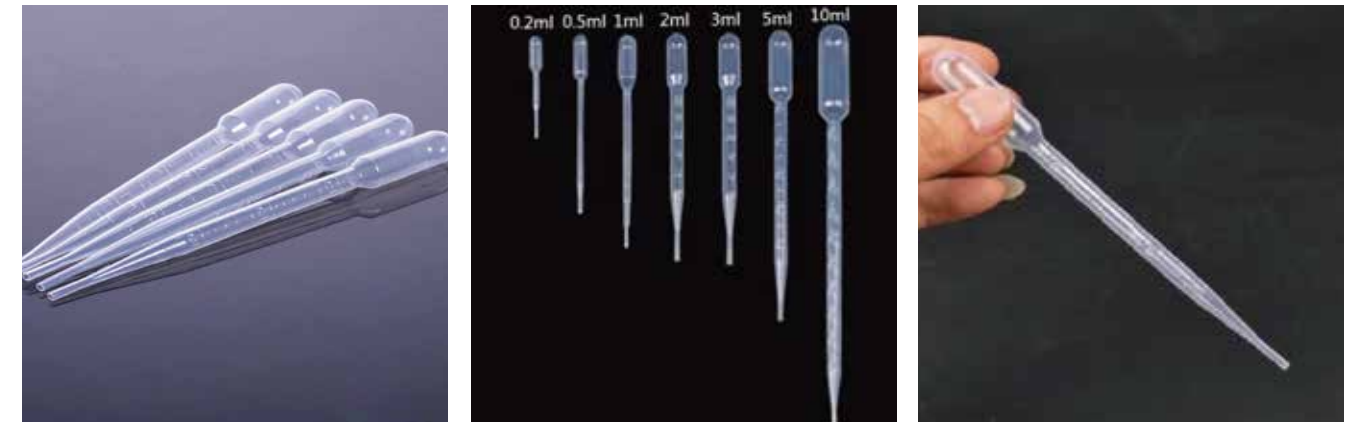
注：以上所列资料仅供参考，可根据客户要求量身定制。
 Note: Informations listed above are for reference only, the production line can be designed by customer's requirements.

塑料吸管/滴管中空成型机

Plastic Medical Straw Tube/Dropper Blow Molding Machine

一次性塑料吸管/滴管是实验室、食品研究、医药等行业不可缺少的一种实验耗材。其规格有0.2ml、0.5ml、1ml、2ml、3ml、5ml、10ml等规格。

Disposable plastic straw pipe/dropper is widely used in laboratory, food research, medical industrial etc. Specifications are 0.2ml, 0.5ml, 1ml, 2ml, 3ml, 5ml, 10ml Etc.



主要技术参数 Technical parameters

机型	Model	Unit	BM02D
最大制品容积	Max product volume	L	2
机器空循环	Dry cycle	Pc/h	900*2
机头结构	Die head structure		连续式 Continuous type
主螺杆直径	Main screw diameter	mm	65
最大塑化能力	Max plasticizing capacity(PE)	kg/h	70
绞料电机功率	Driving motor	Kw	22
油泵电机功率(伺服)	Oil pump motor power(Servo)	L	11
锁模力	Clamping force	KW	40
模板开距	Space between platen	KN	138-368
模板尺寸	Platen size W*H	mm	286*330
最大模具尺寸	Max.mould size	mm	300*350
移模行程	Platen moving stroke	mm	420
机头加热功率	Heating power of die head	KW	6
机器外形尺寸	Machine dimension L*W*H	m	3.0*1.9*2.4
机器总重量	Machine weight	T	5
装机总功率	Total power	KW	45

注：以上所列资料仅供参考，可根据客户要求量身定制。
Note: Informations listed above are for reference only, the production line can be designed by customer's requirements.

塑料医疗病床中空成型机

Plastic Hospital Bed Blow Molding Machine

性能和优点 Performance and advantages

- 适用于生产各种规格塑料医疗床床头板、床尾板和护栏
- 采用高产量挤出系统，储料式模头
- 按照原料情况，可选配JW-DB板式单工位液压换网系统
- 可根据制品大小定制模板规格尺寸
- Suitable for producing different kinds of plastic medical bed head boards、foot boards and guardrails.
- Adopt high output extrusion system,accumulating die head.
- According to the different material, optional JW-DB single station hydraulic screen-exchanger system.
- According to the different product size, customized the platen type and size.



主要技术参数 Technical parameters

机型	Model	Unit	BM100	BM160
最大制品容积	Max product volume	L	100	160
机器空循环	Dry cycle	Pc/h	360	300
机头结构	Die head structure		储料式 Accumulating type	
主螺杆直径	Main screw diameter	mm	100	100
最大塑化能力	Max plasticizing capacity(PE)	kg/h	240	240
绞料电机功率	Driving motor	Kw	90	90
储料缸容量	Accumulating volume	L	12.8	18
油泵电机功率(伺服)	Oil pump motor power(Servo)	KW	22	22
锁模力	Clamping force	KN	600	800
模板开距	Space between platen	mm	500*1300	500*1400
模板尺寸	Platen size W*H	mm	1020*1000	1120*1200
最大模具尺寸	Max.mould size	mm	800*1200	900*1450
机头加热功率	Heating power of die head	KW	30	30
机器外形尺寸	Machine dimension L*W*H	m	5.5*2.5*4.0	7*3.5*4
机器总重量	Machine weight	T	16	20
装机总功率	Total power	KW	135	172

注：以上所列资料仅供参考，可根据客户要求量身定制。
 Note: Informations listed above are for reference only, the production line can be designed by customer's requirements.

BFS无菌塑料包装吹灌封系统

BFS Bacteria Free Plastic Container Blow&Fill&Seal System

吹灌封（BFS）技术的最大优点是可以防止外部污染—人为干扰、环境污染、材料污染；BFS无菌包装系统将容器在一个连续的自动化系统中成型、灌装和密封容器；这种成熟的无菌灌装工艺将是无菌生产领域的发展趋势。BFS系统主要用于液体药物应用，如眼科和呼吸道安瓿瓶、盐水或葡萄糖溶液瓶等。

The biggest advantage of Blow&Fill&Seal (BFS) technology is preventing external contamination, such as human interference, environmental contamination and material contamination. Forming, filling and sealing containers in a continuous automated system, BFS will be the development trend in the field of bacteria free production. It is primarily used for liquid pharmaceutical applications, like ophthalmic&respiratory ampoules, saline or glucose solution bottles, etc.

挤塑



吹瓶



灌装



封口



出瓶



主要技术参数 Main technical parameters

名称 Model	Unit	JWZ-BFS-03-145S			JWZ-BFS-04-110S			JWZ-BFS-06-080S		JWZ-BFS-08-062S		
制品容积 Product volume	ml	0.4-2	5-10	10-20	0.4-1	1-3	5-20	500	1000	100	250	500
模头腔数 Die head Cavity		3	3	3	4	4	4	6	6	8	8	8
中心距 Center distance	mm	145	145	145	110	110	110	80	80	62	62	62
模具腔数 Mold cavity		3×(5+5)	3×7	3×6	4×10	4×8	4×5	6	6	8	8	8
模具总腔数 Total cavity		30	21	18	40	32	20	6	6	8	8	8
循环周期 Cycle time	second	12	12	12	12	12	12	18.5	20	14.5	16	18.5
产量 Output	per hour	9000	6300	4500	9000	6300	4500	1150	1080	1950	1800	1550

备注：以上规格参数如有变更，恕不另行通知。Note: The specifications are subject to change without prior notice.

JWZ-BM系列光伏浮体中空成型机

JWZ-BM Solar Float Blow Molding Machine

性能和优点

- 适用于生产各种规格吹塑水面光伏浮体
- 选配下包封、制品顶出、抽芯等动作元件
- 采用高产量挤出系统，储料式模头
- 可根据制品大小定制模板规格尺寸
- 液压伺服控制系统
- 选配双层共挤挤出系统

Performance and advantages

- Suitable for producing different kinds of blow molding PV floating
- Optional bottom sealing, product eject, core-pulling movement ele
- Adopt high output extrusion system, accumulating die head
- According to the different product size, customized the platen type and size
- Hydraulic Servo control system
- Optional double layer co-extrusion system



主要技术参数 Technical parameters

名称	Model	Unit	BM500	BM1000
机头结构	Die head structure		储料式 Accumulating type	
主螺杆直径	Main screw diameter	mm	120	135
最大塑化能力	Max plasticizing capacity (PE)	kg/h	350-450	550-650
绞料电机功率	Driving motor	Kw	132	160
储料缸容量	Accumulating volume	L	26	45
伺服电机功率	Oil pump motor power	Kw	30	45
锁模力	Clamping force	KN	800	1800
模板开距	Max space between platen	mm	500-1400	700-1900
模板尺寸	Platen size W*H	mm	1020-2400	1600*2400
最大模具尺寸	Max.mould size	mm	800-2500	1500*2500
机头加热功率	Heating power of die head	Kw	25	38
机器外形尺寸	Machine dimension L*W*H	m	8.5*5.5*5.8	10.28*6.2*7.3
机器总重量	Machine weight	T	45	63
装机总功率	Total power	Kw	240	302

注：以上所列资料仅供参考，可根据客户要求量身定制。
 Note: Informations listed above are for reference only, the production line can be designed by customer's requirements.

JWZ-EBM系列全电动中空成型机

JWZ-EBM Full Electric Blow Molding Machine

性能优点

- 1、全电系统，节能环保，比液压机节能50%~60%；
- 2、采用伺服电机驱动，运动精度高、响应速度快、启停平稳无冲击；
- 3、采用现场总线控制，整机全集成系统，可实时监控主机、辅机的运行数据，实现了大数据的采集和管理功能；
- 4、壁厚多点动态调整曲线、数据自动拟合、型胚圆滑过渡；
- 5、挤出机采用高效螺杆，产量高、能耗低；
- 6、采用Jwell第五代U型锁模结构，锁模力均匀稳定；
- 7、产品成型周期短，设备冷却性能高；
- 8、全自动生产，有效减少人员成本与管理成本；
- 9、无泄漏，设备噪音低，适合食品、医药、化妆品等对洁净要求高的产品；
- 10、开合模、移模维护简单、成本低，可实现大扭矩控制。

PERFORMANCE ADVANTAGES

- 1.Full electric system, energy saving and environmental protection, 50%~60% energy saving comparing to hydraulic system.
- 2.Servo motor drive, high movement accuracy, fast response, stable start and stop without impact.
- 3.Using fieldbus control, the whole machine is integrated into the system, which can monitor the running data of the host and auxiliary machine in real time, and realize the collection and data management.
- 4.Multi-point dynamic adjustment curve of wall thickness, automatic data fitting, smooth transition of type embryo.
- 5.The extruder adopts high efficiency screw, high output, low energy consumption.
- 6.Using Jwell fifth generation U type clamping structure, clamping force uniform and stable.
- 7.Short molding cycle and high cooling performance.
- 8.Automatic production, effectively reduce personnel costs and management costs.
- 9.No leakage, low noise equipment, suitable for food, medicine, cosmetics and other products with high requirements for cleanliness.
- 10.Mold and carriage device simple maintenance, low cost, can achieve large torque control.

可选配功能

- 1、多层、多腔挤出
- 2、称重喂料系统
- 3、换网器装置
- 4、在线测漏、视觉检测、打包等自动化设备

OPTIONAL FUNCTIONS:

- 1.Multi-layer, multi-cavity
- 2.Weighing feeding material system
- 3.Screen changer system
- 4.Online leak detection, visual detection, packaging and other automation equipment



主要技术参数 Technical parameters

名称	Model	Unit	JWZ-EBM-420D	JWZ-EBM-520D	JWZ-EBM-650D	JWZ-EBM-850D
主螺杆直径	Main screw diameter	mm	65	65	75	90
螺杆长径比	Screw L/D	----	25:1	30:1	30:1	30:1
螺杆转速	Screw rpm	r/min	25-75	25-75	25-75	25-75
挤出量	Max plasticizing capacity(PE)	kg/h	65-75	100-105	110-130	180-200
模板尺寸	Platen size W*H	mm	330X286	420X390	580X450	780*400
模具厚度	Mould thickness	mm	140	180	240	320
锁模力	Clamping force	KN	50	80	180	240
空循环	Dry Cycle	S	2.9	3.2	4	4.8
移模行程	Platen moving stroke	mm	420	520	650	850

注：以上所列资料仅供参考，可根据客户要求量身定制。
Note: Informations listed above are for reference only, the production line can be designed by customer's requirements.

机头系统

Various Diehead Systems

JWELL 为了让客户得到一套挤出稳定的机头系统，提供精心设计，精密的加工和周到的服务。

为满足不同高分子材料、不同层数以及其他特殊要求，运用国际先进的三维设计软件，以确保最佳的流道设计。

JWELL will offer clients dieheads with smooth extrusion, careful design, precise processing and good after-sale service. In order to meet differert demands of the polymer materials, different layer structures and other special demands, all the dieheads are designed by modern three dimensional designing softwares, so the channel of thermo-plastics is the best one for the customers.



单机头 Single diehead 双机头 Double diehead 三机头 Triple diehead 四机头 Quad diehead 六机头 Six diehead

JWZ-BM02&02D模头中心距
JWZ-BM02&02D Die-head Center Distance

模腔数 Number of cavity	中心距 Center distance	L		W		H		ØD	H	A	H
		L	W	H	L	W	H				
		155	90	220	155	90	220	100	220	100	220
	130	95	95	220	95	95	220	95	220	95	220
	85				65	65	220	65	220	65	220
	60/65				50	50	120	50	120	50	120

JWZ-BM12&12D模头中心距
JWZ-BM12&12D Die-head Center Distance

模腔数 Number of cavity	中心距 Center distance	L		W		H		ØD	H	A	H
		L	W	H	L	W	H				
		250	180	300	250	180	300	240	300	240	300
	240	210	110	250	210	110	250	180	250	180	250
	160				130	90	220	120	220	120	220
	120							90	200	90	200

JWZ-BM05&05D模头中心距
JWZ-BM05&05D Die-head Center Distance

模腔数 Number of cavity	中心距 Center distance	L		W		H		ØD	H	A	H
		L	W	H	L	W	H				
		230	140	300	230	140	300	140	300	140	300
	160	140	80	200	150	80	200	140	200	140	200
	110				85	85	220	85	220	85	220
	80							70	200	70	200

JWZ-BM20&20D模头中心距
JWZ-BM20&20D Die-head Center Distance

模腔数 Number of cavity	中心距 Center distance	L		W		H		ØD	H	A	H
		L	W	H	L	W	H				
		280	200	350	280	200	350	280	350	280	350
	260	230	120	280	230	120	280	230	280	230	280
	180				150	90	250	130	250	130	250
	130							100	220	100	220

主要配置Control system

控制系统 Control system



西门子人机操作界面
SIEMENS human-machine interface
人机界面监控操作屏、全程图文显示设定、检索、改变、存储、故障直接显示整机控制，操作简单，方便自如。
Human-machine interface control panel screen has such functions as follows: visual display providing the best support to easily set, search, change and store the parameters, the controlling system has self-diagnosis functions, the malfunctions can be displayed on the screen.

B&R奥地利原装人机操作界面及型胚控制系统，300点可调型胚壁厚控制。
B&R Austria human-machine interface and parison programmer, can adjust within 300 points.

MOOG 100点壁厚控制系统
MOOG parison programmer
采用MOOG标准型100点型胚壁厚控制系统，独立油源，控制精度高。
Parison control system uses MOOG 100 points parison programmer, and it uses specially designed separate hydraulic power package to control the movement of cylinder, so it has high precision.




挤出、机头系统 Extrusion & Die head



挤出系统螺杆、机筒采用 **Jinhailuo** 品牌，具有产量高、塑化好、高硬度高耐磨性等优点；配置塑料挤出专用硬齿面齿轮箱。


The extruder uses screw and barrel, which is a famous brand **Jinhailuo** all over the world. It has advantages such as high output, smooth plastization, wearable and long life. The gear box is the kind of product specially used for plastic extrusion.

JWELL为客户提供稳定的各种单层/多层连续式、储料式机头，满足客户对不同高分子材料、不同层数的特殊要求。
JWELL supply stable & different kinds of single layer / multi-layer continuous / accumulating type die head. fit for the customer's special requirement for the different high molecular material and different number of layer.



主要配置 Control system

吹针系统
Blowpin system



上吹式吹针 (用于JWZ-BM连续式中空成型机)
Up-blowing unit(Used for JWZ-BM Continuous type Blow Molding Machine)

下吹式吹针 (用于JWZ-BM储料式中空成型机)
Bottom-blowing unit(Used for JWZ-BM Accumulating type Blow Molding Machine)



输出系统
Output system




机械手取出装置
Take out robot

集飞边收集, 运送, 破碎于一体
Scrapping collect together, convey, crusher into one unit



液压站
Hydraulic system



液压控制系统采用比例伺服控制技术, 响应快, 能耗低, 发热量少, 节能技术国内领先; 元器件均采用国际知名品牌。
Hydraulic controlling system uses servo-controlled technology to control the movements of actuators, and all the elements used in hydraulic system are famous brands, it has advantages as follows: quick response and high energy-efficiency.

可选液压伺服控制系统, 液压系统节能50%左右;
Optional hydraulic system could save about 50% energy.



主要配置 Control system

开合模系统
Open&Closing system




无拉杆结构
Toggle struction

普通三板三拉杆结构
Common three platen and three tie bar struction







自动润滑系统
Lubrication system



该润滑系统可自动对系统进行润滑, 润滑时间周期可以自行设定。
This auto-lubrication system can lubricate the system with a set cycle automatically.



电气系统
Electric system

西门子CPU中央处理单元
SIEMENS CPU unit

西门子温控单元
SIEMENS temperature-control unit

西门子数字输出单元
SIEMENS digital-output unit

西门子模拟输出单元
SIEMENS analog-output unit

三菱CPU中央处理单元
MITSUBISHI CPU unit


ABB变频器转速控制
ABB inverter revolving speed-control

施耐德电器元件
Schneider electric componets



企业风采：品质管理 技术研发 国际交流 客户服务 员工培训

Quality Control Technology Research International Communication Customer Service Staff Training



Share in network



24小时服务
24 Hours Service

86-512
53730369
客户服务热线
Customer Service Hotline

培训
Training

交钥匙工程
Turn-Key Project